

# MOD:XEFT-10EU-ETRV-MT



## ENGLISH

## TECHNICAL DATA

01 POWER	15.5 kW
03 FREQUENCY	50 / 60 Hz
04 POWER SUPPLY CABLE TYPE	H07RN-F
05 EXTERNAL Ø OF POWER SUPPLY CABLE	20 mm
06 VOLTAGE / POWER CABLE SECTION / CURRENT	380-415 V~3PH+N+PE 5G x 4 mm <sup>2</sup> Circuit Breaker 32 A I1=21.5 A - I2=21.5 A - I3=26 A - In=3.5 A
	220-240 V~3PH+PE 4G x 6 mm <sup>2</sup> Circuit Breaker 40 A I1=37 A - I2=39.5 A - I3=39.5 A - In=
10 WATER PRESSURE	150-600 kPa
11 MAX FOOD LOAD	50 kg
13 WATER MAX CONSUMPTION	15 l/h @ 200 kPa
02 NOMINAL HEAT INPUT	14.7 kW
18 CAVITY DIMENSIONS ( W - D - H )	696x441x785 mm
20 IP PROTECTION CLASS	X4

## ITALIANO

01 POTENZA	15.5 kW
03 FREQUENZA	50 / 60 Hz
04 TIPO DI CAVO ALIMENTAZIONE	H07RN-F
05 Ø ESTERNO CAVO DI ALIMENTAZIONE	20 mm
06 TENSIONE / SEZIONE CAVI ALIMENTAZIONE / CORRENTE	380-415 V~3PH+N+PE 5G x 4 mm <sup>2</sup> Circuit Breaker 32 A I1=21.5 A - I2=21.5 A - I3=26 A - In=3.5 A
10 PRESSIONE ACQUA	150-600 kPa
11 CARICA MAX CIBO	50 kg
13 CONSUMO MAX ACQUA	15 l/h @ 200 kPa
02 POTENZA TERMICA NOMINALE	14.7 kW
18 DIMENSIONI CAMERA COTTURA ( L - P - H )	696x441x785 mm
20 GRADO PROTEZIONE IP	X4

## FRANCAIS

01 PUISSANCE ELECTRIQUE	15.5 kW
03 FREQUENCE	50 / 60 Hz
04 TYPE DE CABLE D'ALIMENTATION	H07RN-F
05 Ø EXTERNE DU CABLE D'ALIMENTATION	20 mm
06 TENSION / SECTION CABLE D'ALIM.	380-415 V~3PH+N+PE 5G x 4 mm <sup>2</sup> Circuit Breaker 32 A I1=21.5 A - I2=21.5 A - I3=26 A - In=3.5 A
10 PRESSION DE L'EAU	150-600 kPa
11 CHARGE MAXIMALE D'ALIMENT	50 kg
13 CONSOMMATION MAX DE L'EAU	15 l/h @ 200 kPa
02 DEBIT THERMIQUE NOMINAL	14.7 kW
18 DIMENSIONS CHAMBRE DE CUISSON ( L - P - A )	696x441x785 mm
20 INDICE DE PROTECTION IP	X4

## ESPAÑOL

01 POTENCIA	15.5 kW
03 FRECUENCIA	50 / 60 Hz
04 TIPO DE CABLE DE ALIMENTACION	H07RN-F
05 Ø CABLE EXTERNO DE ALIMENTACION	20 mm
06 TENSION / SECCION CABLES DE ALIMENTACION	380-415 V~3PH+N+PE 5G x 4 mm <sup>2</sup> Circuit Breaker 32 A I1=21.5 A - I2=21.5 A - I3=26 A - In=3.5 A
10 PRESION AGUA	150-600 kPa
11 CARGA MAX. DE ALIMENTOS	50 kg
13 CONSUMO MAX DE AGUA	15 l/h @ 200 kPa
02 POTENCIA TERMICA NOMINAL	14.7 kW
18 DIMENSIONES CÁMARA DE COCCIÓN ( An - Pr - Al )	696x441x785 mm
20 GRADO DE PROTECCION IP	X4

## DEUTSCH

01 ELEKTRISCHE LEISTUNG	15.5 kW
03 FREQUENZ	50 / 60 Hz
04 ZULEITUNGSKABELTYP	H07RN-F
05 AUSSENDURCHMESSER DES VERSORGUNGSKABELS	20 mm
06 KABELQUERSCHNITT UND VERSORGUNGSSPANNUNG	380-415 V~3PH+N+PE 5G x 4 mm <sup>2</sup> Circuit Breaker 32 A I1=21.5 A - I2=21.5 A - I3=26 A - In=3.5 A
10 WASSERDRUCK	150-600 kPa
11 MAX. SPEISENFASSUNGSVERMOGEN	50 kg
13 MAXIMUM WASSERVERBRAUCH	15 l/h @ 200 kPa
02 NOMINALE WARMELEISTUNG	14.7 kW
18 GRÖÖBE DES KOCHKAMMERS ( B - T - H )	696x441x785 mm
20 SCHTZART IP	X4

# MOD:XEFT-10EU-ETRV-MT



## ENGLISH - DRAWINGS

2	TERMINAL BOARD POWER SUPPLY
3	UNIPOTENTIAL TERMINAL
6	TECHNICAL DATA PLATE
7	SAFETY THERMOSTAT
8	3/4" THREAD WATER INLET
12	HOT FUMES EXHAUST CHIMNEY
13	ACCESSORIES CONNECTION
27	COOLING AIR OUTLET

## ITALIANO - DISEGNI

2	MORSETTIERA ALIMENTAZIONE
3	MORSETTO EQUIPOTENZIALE
6	TARGHETTA DATI TECNICI
7	TERMOSTATO DI SICUREZZA
8	INGRESSO ACQUA 3/4"
12	USCITA FUMI CALDI
13	COLLEGAMENTO ACCESSORI
27	USCITA ARIA DI RAFFREDDAMENTO

## FRANCAIS - ENCOMBREMEN

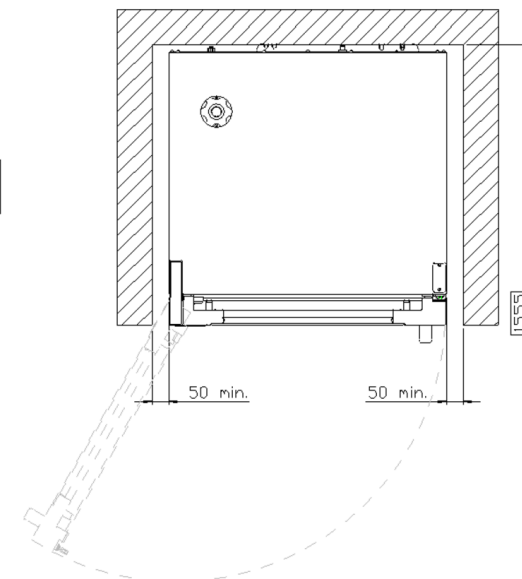
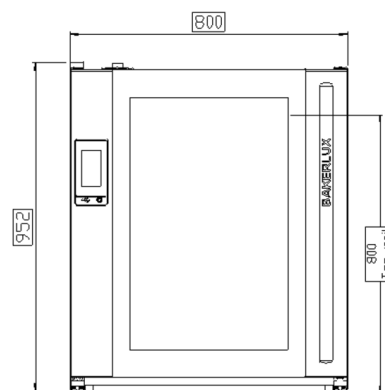
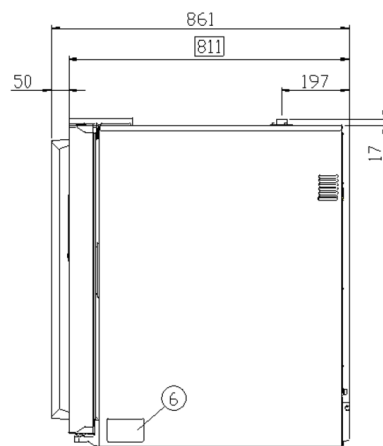
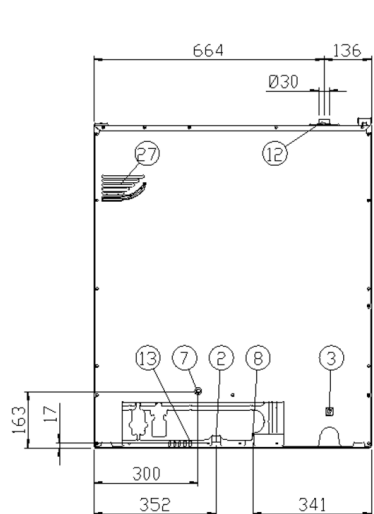
2	BOITE A BORNES D'ALIMENTATION
3	SUPPORT BORNE EQUIPOTENTIELLE
6	PLAQUETTE SIGNALÉTIQUE
7	THERMOSTAT DE SÉCURITÉ
8	ARRIVÉ D'EAU FIÉLT 3/4"
12	SORTIE DES FUMÉES CHAUDES
13	JONCTION DES ACCESSOIRES
27	SORTIE D'EAU DE REFROIDISSEMENT

## ESPAÑOL - DISEÑOS

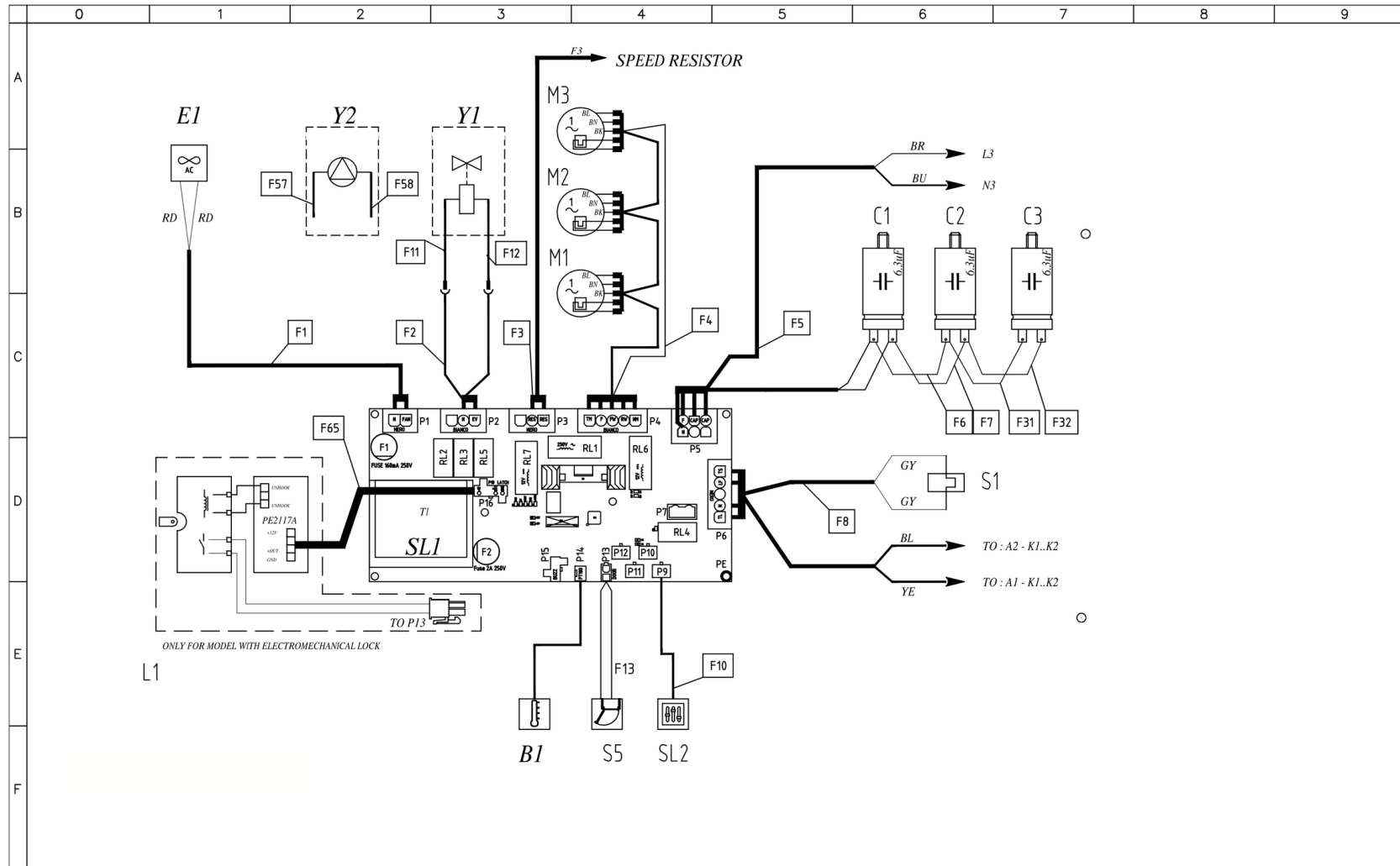
2	CAJA DE CONEXION
3	SEDE BORNE EQUIPOTENCIAL
6	TARJETA DE CARACTERISTICAS TECNICAS
7	TERMOSTATO DE SEGURIDAD
8	ENTRADA DE AGUA 3/4"
12	SALIDA HUMOS CALIENTES
13	CONEXION ACCESORIOS
27	SALIDA DEL AIRE DE ENFRIAMIENTO

## DEUTSCH - ZEICHNUNGEN

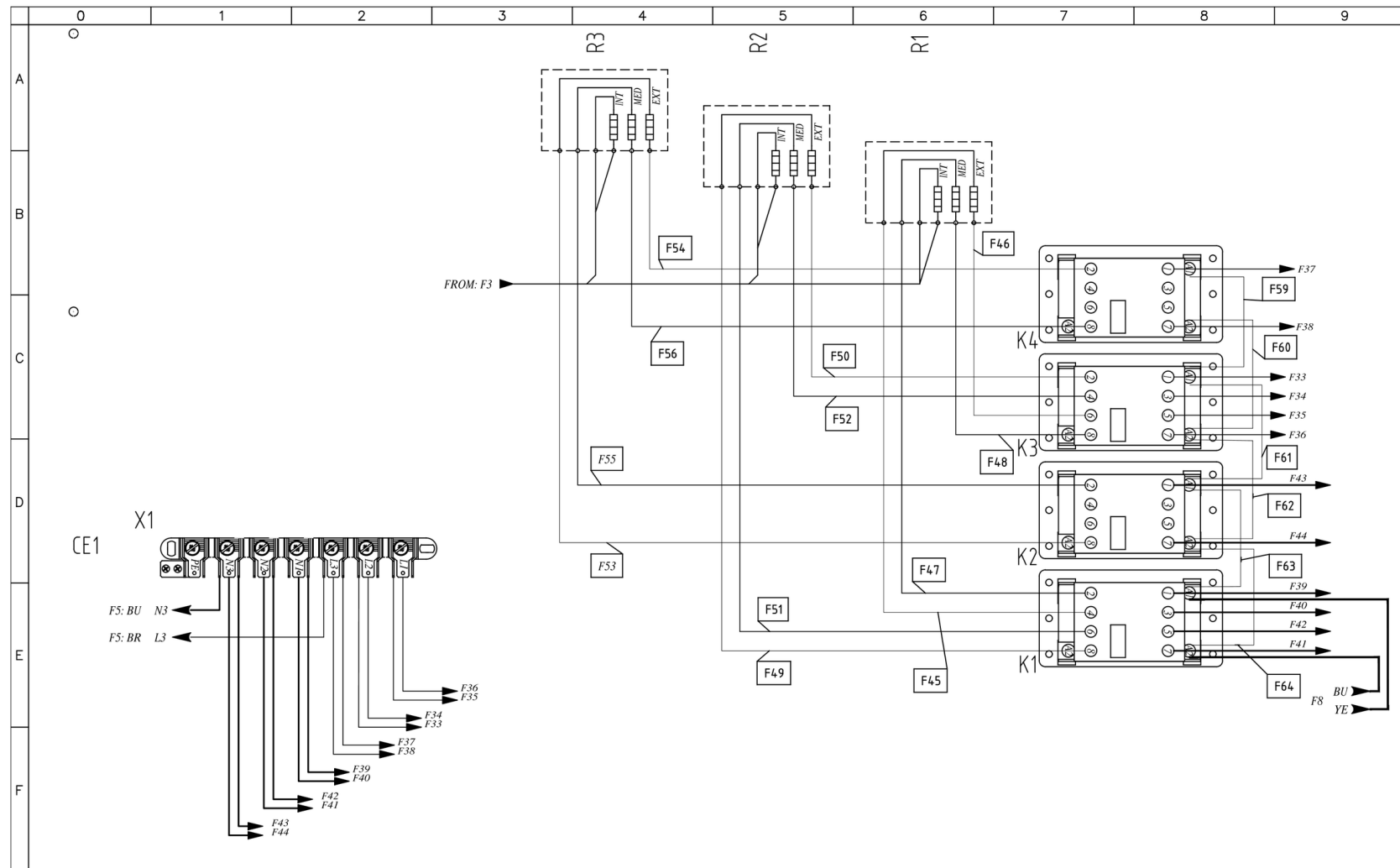
2	ZULEITUNGSKLEMMLEISTE
3	GLEICHPOTENTIELLE KLAMMER
6	TYPENSCHILD
7	SICHERHEITSTHERMOSTAT
8	WASSEREINZUG 3/4" GEWINDE
12	ABZUGSHAUBE
13	ZUBEHÖRTEILENVERBINDUNG
27	KÜHLLUFTAUSTRITT



# MOD:XEFT-10EU-ETRV-MT



# MOD:XEFT-10EU-ETRV-MT



# MOD:XEFT-10EU-ETRV-MT



	0	1	2	3	4	5	6	7	8	9
A										
B										
C										
D										
E										
F										

Ⓒ Sigle	ENGLISH	ITALIANO	FRANCAIS	ESPAÑOL	DEUTSCH
B1	TEMPERATURE PROBE	SONDA CAMERA	SONDE DE CHAMBRE	SONDA CAMARA	GARRAUMTEMPERATURFUHLER
C1,C2,C3	MOTOR CAPACITOR	CONDENSATORE	CONDENSATEUR	CONDENSADOR	KONDENSATOR
CE1	POWER CORD 5G4mmq H07RN-F	CAVO 5X4 MMQ L1.5 MT	E PINIERE 5X4 MMQ H07RN-F L1.5 MT	CABLE 5X4 MMQ H07RN-F L1.5 MT	KABEL 5X4 MMQ H07RN-F L1.5 MT
E1	COOLING FAN 230V	VENTOLA RAFFREDDAMENTO 230V	TURBINE DE REFROIDISSEMENT 230V	TURBINA DE REFRIGERACION 230V	LÜFTER 230V
K1,K2,K3,K4	CONTACTOR	TELERUTTORE	TELERUPTEUR	TELERRUPTOR	RELAIS
L1	ELECTROMAGNETIC LOCK	ELETTROSERRATURA	SERRURES ÉLECTROMAGNÉTIQUE	CERRADURA ELECTROMAGNÉTICAS	ELEKTROMAGNETVERSCHLÜSSE
M1,M2,M3	MOTOR	MOTORE	MOTEUR	MOTOR	MOTOR
R1,R2,R3	HEATING ELEMENT	ELEMENTO RISCALDANTE	ELEMENT DE CHAUFFAGE	RESISTENCIA DE CALEFACCIÓN	HEIZUNG
S5	DOOR MICROSWITCH	MICRO INTERRUOTORE PORTA	MICROINTERRUPTEUR DE PORTE	MICROINTERRUPTOR PUERTA	TURKONTAKTSCHALTER
SL1	POWER CARD	SCHEDA POTENZA	CARTE DE PUISSANCE	TARJETA POTENCIA	POWERPLATINE
SL2	CONTROL BOARD	SCHEDA CONTROLLO	CARTE DE CONTROLE	TARJETA DE CONTROL	KONTROLL PLATINE
X1	CONTACTOR 6P+PE	MORSETTIERA 6P+PE	BORNIER 6P+PE	CONECTOR 6P+PE	KLEMMLEISTE 6P+PE
Y1	WATER SOLENOID VALVE	ELETTROVALVOLA ACQUA	ELECTROVANNE EAU	ELECTROVALVULA	ELEKTROVENTIL
Y2	PUMP	POMPA	POMPE	BOMBA	PUMPE
S1	SAFETY THERMOSTAT	TERMOSTATO SICUREZZA	THERMOSTAT DE SECURITE	TERMOSTATO DE SEGURIDAD	SICHERHEITS THERMOSTAT

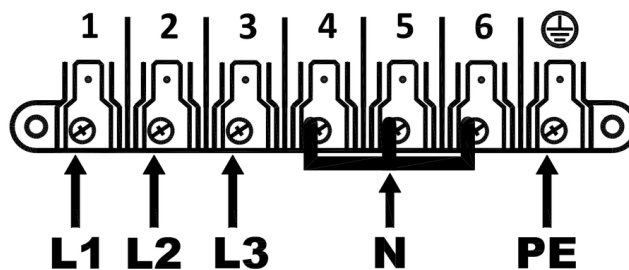
# MOD:XEFT-10EU-ETRV-MT



ED1408A

## POWER SUPPLY - CONNECTION DIAGRAM

380-415V ~ 3PH + N + PE 50/60Hz



220-240V ~ 3PH + PE 50/60Hz

